



INDIAN LIFT SOLUTIONS

Elevators - Installation - Repair - Service

Our Brand is Quality and Innovation

Efficient Technology in Vertical Transport



M : 9502012009 | 9700922999 | 9107771999

Plot No. 8&9, Vidya Nagar, Tirupati, Andhra Pradesh - 517502.

Plot No. 1, Srinivasa Mangapuram, Piler Road, Tirupati, A.P.

email : indianliftsolutions@gmail.com, web : www.indianliftsolutions.com

Types of Elevators

1. Passenger Elevators
2. Home Elevators
3. Commercial Elevators
4. Stretcher Elevators
5. Goods Elevators



- ∞ Indian Lift Solutions is the wide range of Installation and services in India. We are the one of the leading manufacturing Company in India.
- ∞ Indian Lift Solutions is dedicated to provides its customers with the best quality products and services.
- ∞ Our Motive is Safety and Ride Comfort.
- ∞ Our Primary Focus has been Customer delight, our strength is we have committed and experienced professionals.
- ∞ Indian Lift Solutions is committed to increasing customer value through a sharp focus products innovation and customer satisfaction.
- ∞ We are providing Residential Elevators, Commercial Elevators, Home Elevators, Goods Elevators, for giving end to end solutions to our Prestigious Clients.



- ✧ We are using the application VVVF Driving to ensure safety and comfort Noise Less Moving and Comfortable Riding.
- ✧ Power Consumption will be save the more than 50%
- ✧ Updated controller, drive and mother boards.
- ✧ ARD System for Power Failure or Power Interruption.
- ✧ Automatic Rescue device helps in case Power Failure, Lift will reach nearest Floor and open the doors safely.
- ✧ We can provide Over speed Governor for any unnatural Rope Problem.
- ✧ Our Strength is ability to work and Problem Solving.



Technical Specifications

Residential Elevators and Commercial Elevators

Load		Car Inside		Lift Well		Entrance
Persons	Kg	A	B	C	D	E
4	272	1100	700	1600	1300	700 (Min)
6	408	1100	1000	1650	1650	700 (Min)
8	544	1300	1100	1900	1900	800
10	680	1300	1350	1900	2100	800
13	884	2000	1100	2500	1900	900
16	1088	2000	1300	2500	2100	1000
20	1360	2000	1500	2500	2400	1000

Stretcher Elevators

Load		Car Inside		Lift Well		Entrance
Persons	Kg	A	B	C	D	E
15	1020	1000	2400	1800	3000	800
20	1360	1300	2400	2200	3000	1200
26	1768	1600	2400	2400	3000	1200

Goods Elevators

Load		Car Inside		Lift Well		Entrance
		A	B	C	D	E
1000		1400	1800	2300	2100	1400
1500		1700	2000	2600	2300	1700
2000		1700	2500	2600	2800	1700
2500		2000	2500	2900	2800	2000

Recommended Dimension of Pit, Overhead (Dimensions in Millimeters)

Speed in m/s	Up 0.70	>0.70<1.00	>1.00<1.25	>1.25<1.50	>1.50<1.75	>1.75<2.00
Pit Depth	1350	1500	1600	2150	2200	2500
Over Head	4200	4250	4800	5200	5400	5400
Machine – Room Depth	D+2000	D+2000	D+2000	D+2500	D+2500	D+2500
Machine – Room Width	C+1000	C+1000	C+1200	C+1200	C+1500	C+1500

SS Matt Finish Small Vision Automatic Door

Cabin : Stainless Steel Matt Finish

Doors : Stainless Steel Matt Finish

Gauge : 304 Grade, Stainless Steel



SS Automatic Big Vision Glass Door

Cabin : Stainless Steel Mirror Finish

Doors : S.S. Framed Glass

Gauge : Toughened Glass



Painted Steel Sheet Automatic Door

Cabin : Painted Mild Steel

Doors : Painted Mild Steel

Paint : Powder Coating



Painted Steel, Telescopic Door

Cabin : Painted Mild Steel

Doors : Painted Mild Steel

Paint : Powder Coating



Painted Mild Steel Swing Door

Cabin : Painted Mild Steel

Doors : Painted Mild Steel

Paint : Powder Coating



M.S. Collapsible Gate

Cabin : Painted Mild Steel

Doors : Collapsible Gate

Paint : Black Paint



S.S. Mirror Finish Cabin with Design

Lighting : LED

Sealing : Mirror Finish & Fan

Walls : Mirror Finish

Flooring : Granite (by Client)

Inner : Car Operator Panel



M.S. Powder Coated Cabin

Lighting : LED

Sealing : Mild Steel & Fan

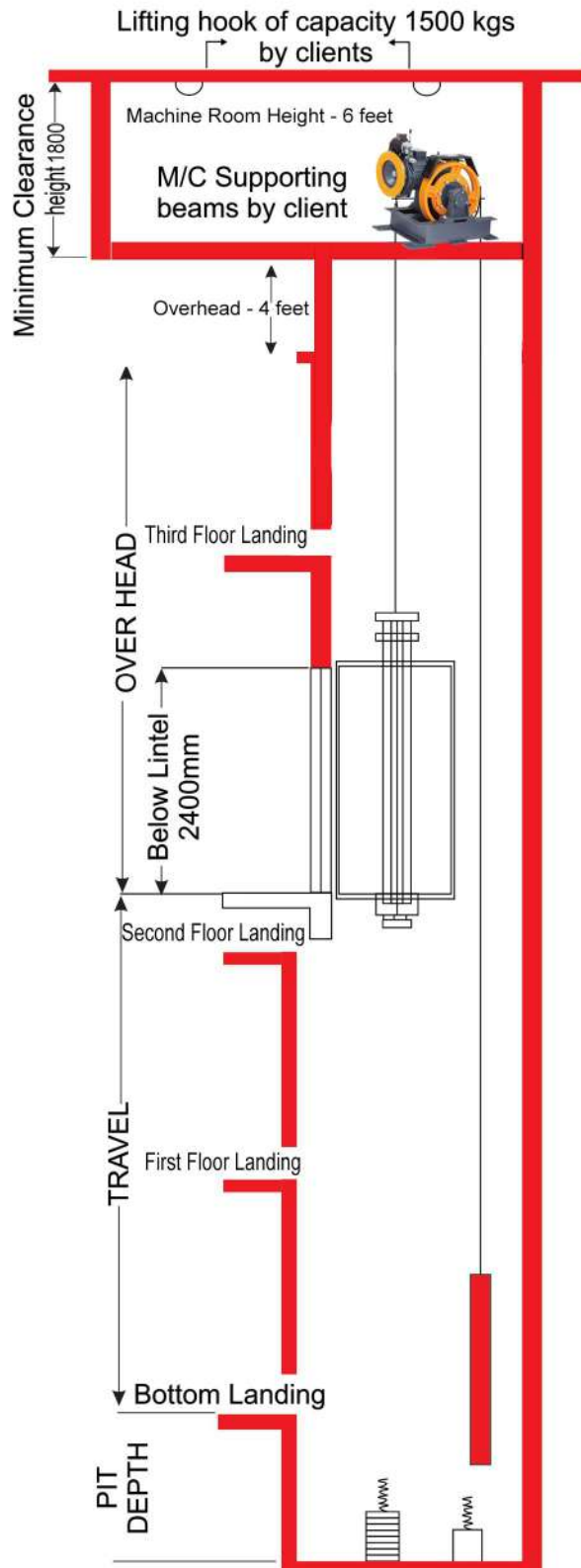
Walls : M.S. Pannel

Flooring : Granite (by Client)

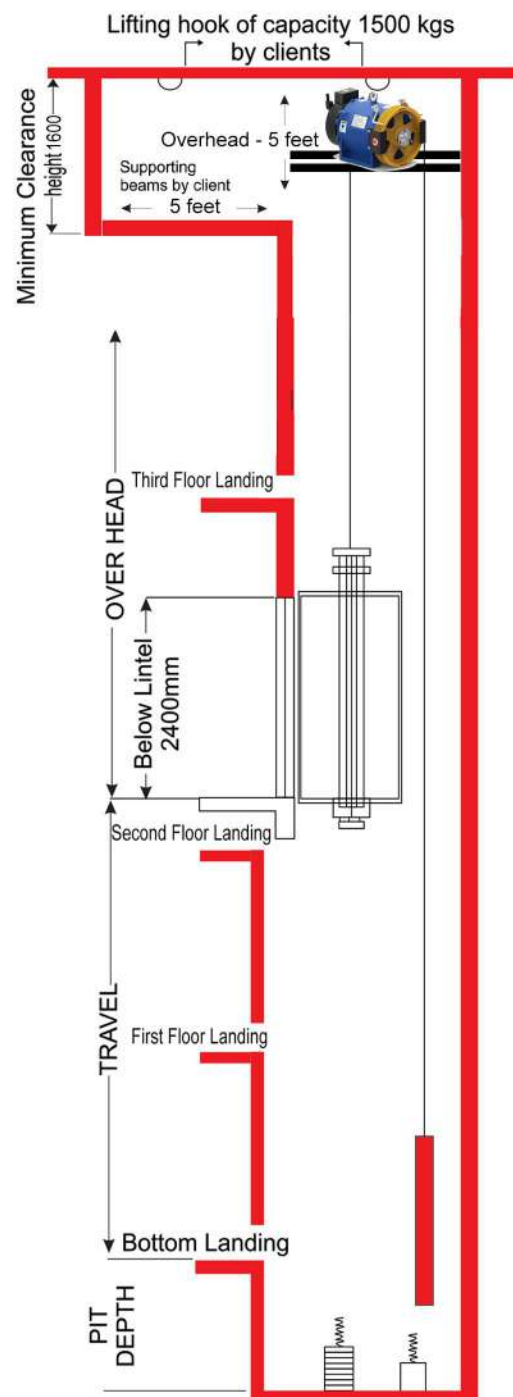
Inner : Car Operator Panel



MACHINE ROOM-GEAR



MRL-GEARLESS



Elevator Gear Motor



Elevator Gearless Motor



Power Feeder Data


Capacity (kg)	Rated speed (m/sec)	Motor output (kW)	Current at 400V		Capacity of power supply (kVA)	Breaker current rating (A) 400V	Heat emissions (W)
			FLU (A)	FLAcc (A)			
544	1.0	3.7	10	16	5	15	850
680	1.0	4.6	12	19	5	15	1100
	1.75	8.1	19	32	8	30	1900
884	1.0	5.6	14	24	6	20	1400
	1.75	9.7	24	41	10	30	2400
1020	1.75	11	27	47	12	40	2800



M. 9502012009
9700922999
9107771999

Providing a Safe Ride

Whether the user is elderly or a person with special needs, our elevators deliver every passenger to the destination floor safely and comfortably.



INDIAN LIFT SOLUTIONS

Elevators - Installation - Repair - Service

Note : Our Existing Projects in TIRUPATI, KADAPA, KODUR, RAYACHOTY, MADANAPALLI, PILER.

Plot No. 8 & 9, Vidya Nagar, Tirupati, Andhra Pradesh - 517 502.
Mobile : +91 950 201 2009 | Email : indianliftsolutions@gmail.com